

Wide product range for all purposes

---

# Lifting and discharging



- 
- Stand-alone or part of a line setup
  - Sturdy, reliable and stable
  - Wide variety of applications
  - Ergonomically designed customized loaders

# Suitable for a wide variety of applications

**Marel is a leading manufacturer of lifts, loaders and discharging equipment for the food industry. Based on a Marel's range of standard loaders, a full range of loading equipment is available for a wide variety of processing needs. Marel has the experience and expertise in building customized, ergonomically designed loaders from the installation of many turnkey solutions over the years.**

Designed for safe, reliable and convenient operation, Marel loaders are found in facilities around the world within a multitude of different processing industries. All products are CE-certified and manufactured for flexibility, quality and hygienic design. All equipment is made entirely of stainless steel and complies with industry food safety regulations.



# Loading – L25

**Marel's Loader L25 is a sturdy design ideal for tasks within the food industry, requiring accuracy and stability. Marel developed the L25 column loader for lifting and discharging of 210/300 l meat trolleys to various levels.**

The Loader L25 is capable of lifting and emptying barrels and bins and is available with the optionally mounted platform for trolleys according to the customers' specifications.

The L25 can be set up as a stationary or mobile unit and in a right or left-hand configuration. Built of stainless steel with a load-bearing central pipe to support the slider, the L25 is a stable and robust design.

## DIMENSIONAL SKETCH

H: Discharge height	
1,170 - 1,650 mm	1,745 - 2,225 mm
2,070 - 2,550 mm	2,570 - 3,050 mm
3,070 - 3,550 mm	max. 6,000 mm

All discharge heights are adjustable at 120 mm intervals within the indicated heights (special height as per request).

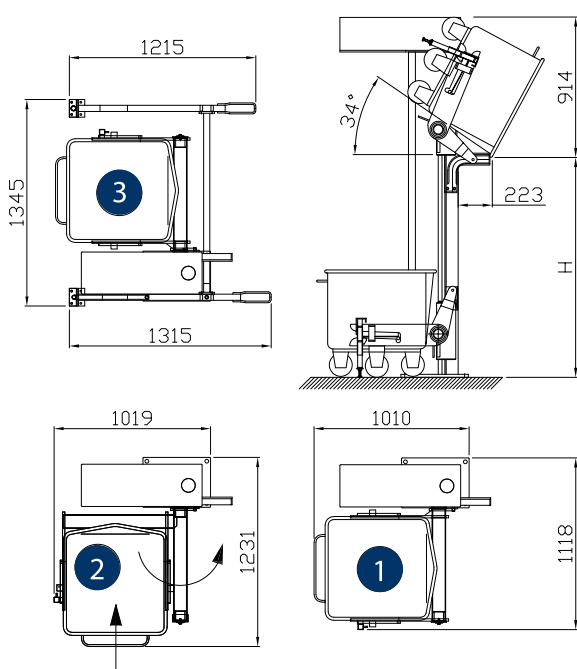
## TECHNICAL SPECIFICATIONS

Lifting capacity	kg	350
Lifting speed	m/min.	5
Discharge height	mm	up to max. 6,000*
Motor	kW	0.75
Voltage	V	3x400 - 50 Hz
Protection level		IP 64 - IP 55
Weight (height 2225 mm)	kg	325
Finish		stainless steel (AISI 304), bead-blasted

\* Mobile up to max. height = 2,500 mm

## Description

1. Right-hand execution
2. Right-hand execution with forks turned 90°
3. Left-hand execution is shown with moveable frame



# Loading – L50

**Marel's loader L50 is specifically designed for lifting and discharging of containers. The L50 works with a range of accessories including platforms for trolleys, pallets and other specialized equipment with lifting fittings tailored according to the customer's requirements.**

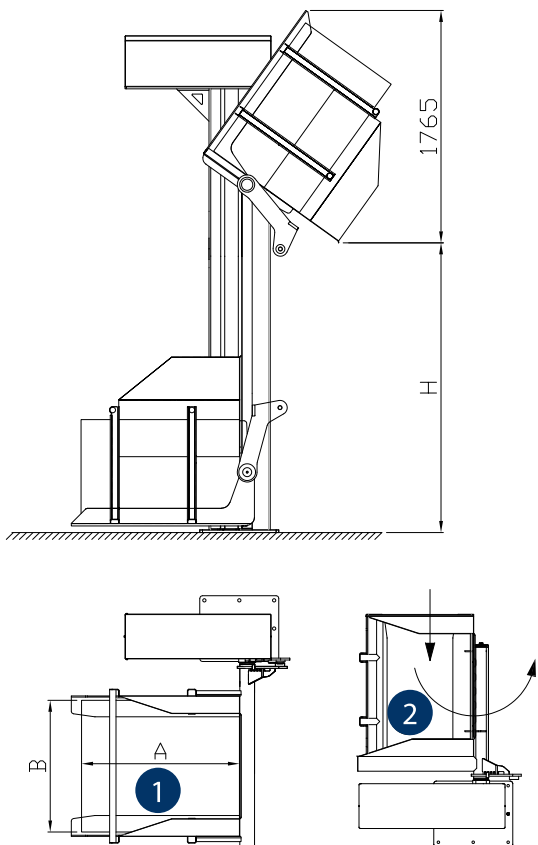
The loader is deliverable as a stationary or moveable unit and in right or left-hand configuration. The L50 is sturdy, reliable, stable and built with a strong stainless-steel folded profile column to ensure a smooth and easy-to-clean surface. The loader meets all requirements of veterinary authorities for sanitation.

DIMENSIONAL SKETCH	
H: Discharge height	
1,650 mm	2,150 mm
2,550 mm	3,050 mm
3,550 mm	max. 6,000 mm
All discharge heights are adjustable at 120 mm intervals within the indicated heights (special height as per request).	

TECHNICAL SPECIFICATIONS		
Lifting capacity	kg	500
Lifting speed	m/min.	4.5
Discharge height	mm	up to max. 6,000*
Motor	kW	1.1
Voltage	V	3x400 - 50 Hz
Protection level		IP 64 - IP 55
Weight (height 2,150 mm)	kg	600
Finish		stainless steel (AISI 304), bead-blasted

### Description

1. Right-hand execution
2. Left-hand execution with forks turned 90°



\* Mobile up to max. height = 2,500 mm



# Loading – L75

Marel builds the heavy-duty Loader L75 specifically for the lifting and discharging of bulky and heavy containers. The L75 is delivered with platforms for trolleys, pallets, bins and other optional equipment with special lift fittings tailored according to the customer's specifications.

The Loader L75 is deliverable as a stationary or moveable unit and in a right or left-hand configuration. Marel ensures smooth and stable operation of their heavy-duty loaders, by attaching the lifting fork to a roller guiding sleeve placed on a rail system and supported by a sturdy folded profile column. A heavy roller chain drives the loader, and the motor has an electric safety brake.

## DIMENSIONAL SKETCH

H: Discharge height

1,650 mm	2,150 mm
2,550 mm	3,050 mm
3,550 mm	4,050 mm
4,550 mm	5,000 mm

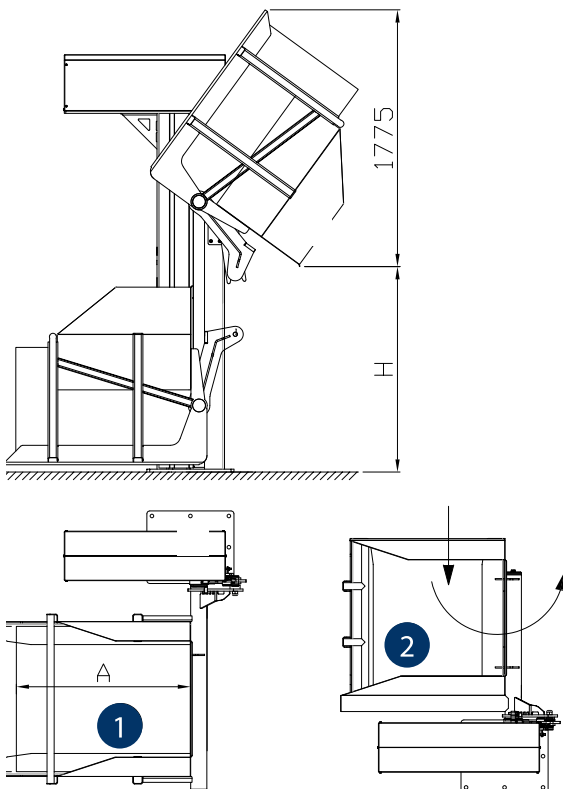
All discharge heights are adjustable at +/- 120 mm (special height as per request).

## TECHNICAL SPECIFICATIONS

Lifting capacity	kg	750
Lifting speed	m/min.	3.2
Discharge height	mm	max. 5,000
Motor	kW	1.5
Voltage	V	3x400 - 50 Hz
Protection level		IP 64 - IP 55
Weight (height 2,150 mm)	kg	885
Finish		stainless steel (AISI 304), bead-blasted

## Description

1. Right-hand execution
2. Left-hand execution with forks turned 90°



# Loading – L120

**Marel's heavy-duty loader L120 is purposely designed for the lifting and discharging of big and heavy containers. The Loader L120 ships with platforms for trolleys, pallets and other equipment with special lift fittings customized according to the customer's requirements.**

The L120 comes as stationary unit only, in a right or left-hand configuration. Marel ensures smooth and stable operation of their heavy-duty loaders, by attaching the lifting fork to a roller guiding sleeve placed on a rail system and supported by a sturdy folded profile column. A heavy roller chain drives the loader, and the motor has an electric safety brake.

## DIMENSIONAL SKETCH

H: Discharge height	
1,750 mm	2,250 mm
2,550 mm	3,150 mm
3,650 mm	4,150 mm
4,650 mm	5,150 mm

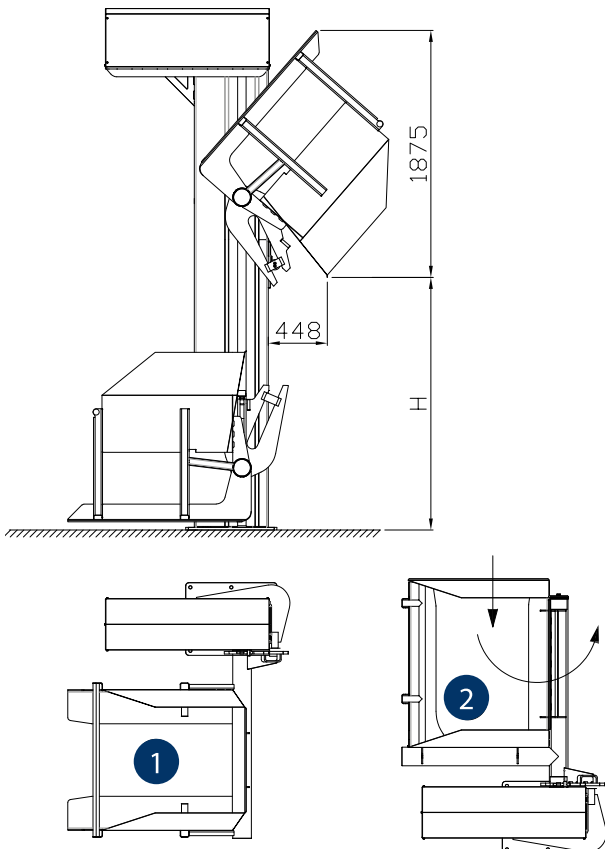
All discharge heights are adjustable at +/-120 mm (special height as per request).

## TECHNICAL SPECIFICATIONS

Lifting capacity	kg	1,200
Lifting speed	m/min.	3.2
Discharge height	mm	max. 5,000
Motor	kW	2.2
Voltage	V	3x400 - 50 Hz
Protection level		IP 64 - IP 55
Weight (height 2.250 mm)	kg	1.280
Finish		stainless steel (AISI 304), bead-blasted

### Description

1. Right-hand execution
2. Left-hand execution with forks turned 90°





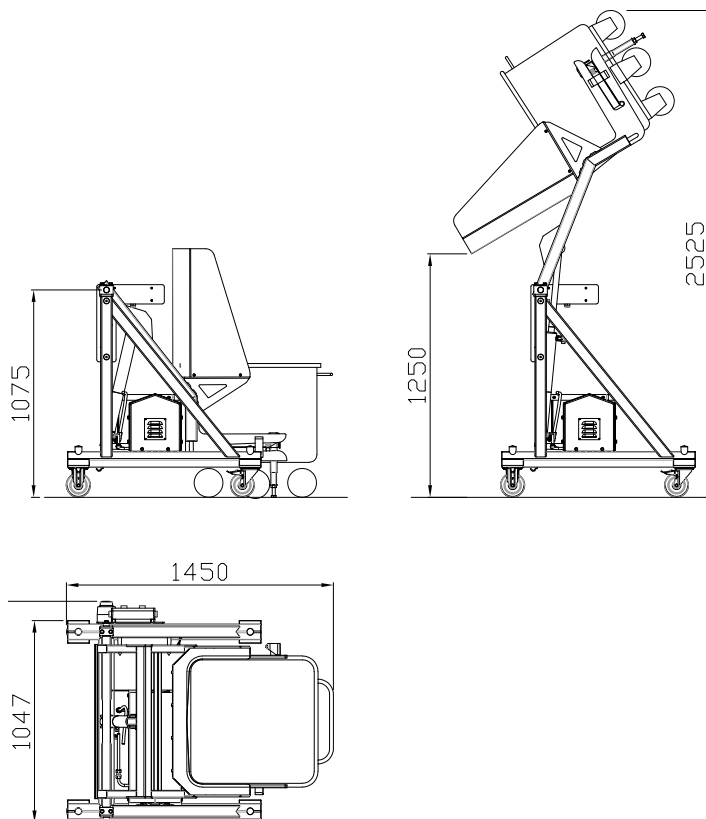
# Swing loading – SL25

Marel designed the hydraulic swing loader SL25 for discharging standard 210 l and 300 l meat bins. During the emptying process, the bins may be stopped and held in any position required, which makes the SL25 very useful for controlling portions, such as onto a table or via the accumulating chute into trays or boxes.

The SL25 comes equipped with a compact, integral electrohydraulic pump station, complete with oil tank, valves, stainless steel cylinder, motor guard and control panel. All internal electric and hydraulic connections are supplied, linked and screened. The SL25 is built of stainless steel and designed with hygiene and ease of daily cleaning routines in mind.

## DIMENSIONAL SKETCH

1 Mobil SL25



## TECHNICAL SPECIFICATIONS

Lifting capacity	kg	350
Lifting time	sec.	15
Motor	kW	1.1
Voltage	V	3x400 - 50 Hz
Protection level		IP 64 - IP 55
Weight (height 2,150 mm)	kg	225
Finish		stainless steel (AISI 304), bead-blasted



# Swing loading – SL75/ SL120

Marel built the SL75 / SL120 swing loader for extremely heavy-duty tasks in the meat processing industry. The swing loader is used for emptying containers, bins, or for discharging and portioning onto tables.

SL75 / SL120 is electro-hydraulically operated and supplied with a compact, integral electro-hydraulic pump station complete with oil tank, valves, stainless cylinders, motor guard, full 24V control, internal wiring and hydraulic connections. During the emptying process, the bins can be stopped and held in any position required.



## TECHNICAL SPECIFICATIONS SL75

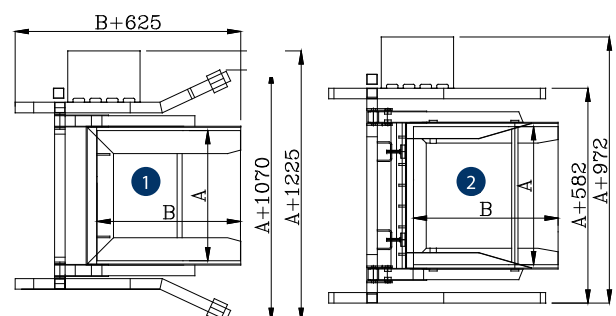
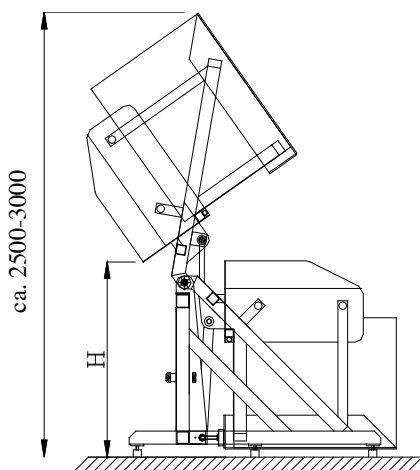
Lifting capacity	kg	750
Lifting time	sec.	25
Motor	kW	1.1
Voltage	V	3x400 - 50 hz
Protection level		IP 64 - IP 55
Weight (height 2,150 mm)	kg	700
Discharge height	H	1.150 mm
Finish		stainless steel (AISI 304), bead-blasted

## TECHNICAL SPECIFICATIONS SL120

Lifting capacity	kg	1,200
Lifting time	sec.	35
Motor	kW	2.2
Voltage	V	3x400 - 50 Hz
Protection level		IP 64 - IP 55
Weight (height 2,150 mm)	kg	900
Discharge height	H	1.150 mm
Finish		stainless steel (AISI 304), bead-blasted

### Description

1. Right-hand execution
2. Left-hand execution with forks turned 90°

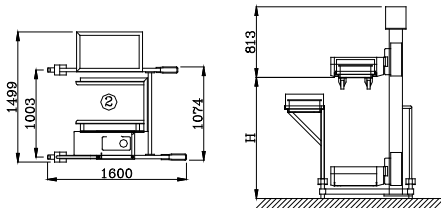




# Special loading equipment

## Loader L25 for boxes

Marel built the Loader L25 for boxes specifically for the management of boxes. The L25 for boxes is based on the technology of our well-known Loader L25. The L25 for boxes is perfect for applications within the food processing industry, where the loading and unloading of boxes is a routine.



## Loader L25 for bowls or barrels

Marel developed the Loader L25 type for the lifting and emptying of industrial bowls. Similar in design to our standard model Loader L25, the type for bowls include further refinements. In addition to the special fork for the bowl, the loader includes an adjustable scraper that can be moved upwards and downwards inside the bowl. After discharging, the scraping begins when the operator presses 'rotation start' and continues until the bin is completely clean. The loader will then return to the initial bottom position.

Also available as L75 for 750 kg.



# Special loading equipment

## Loader L25 for platform

Marel built the special type Loader L25 platform type with a platform capable of lifting bags, barrels and other goods between two different levels.



## Loader L50 for de-icing

In fish processing, the Loader L50 for de-icing is made to lift pallets with fish or fillet boxes in plastic or styrofoam to adjust for ergonomic working height to carry out de-icing procedures.



## Loader L50 floor mounted

In food processing, the Loader L50 for palletizing is used to achieve the correct ergonomic working height for operators who stack boxes containing finished products onto pallets.



## Loader L50 for trolley loading

In food processing, the Loader L50 for trolley loading is used to achieve the correct ergonomic working height for operators who are placing fillets on smoke trolleys.



## Loader L25 with separate tipping chute

Marel equipped the special loader type L25 with a separate tipping chute for use if there is liquid together with the product. The chute is tilted before the trolley starts tipping to minimize waste.





# Additional equipment



Mobile frame for standard loaders. Available for loaders up to a discharge height of 2,550 mm. With two fix and two swivel wheels type 1.

L25	L50	L75	L120	SL25	SL75	SL120
•	•	•		•	•	•



Detached support for standard loaders. Available for loaders up to a discharge height of 2,550 mm. Support with adjustable legs.

L25	L50	L75	L120	SL25	SL75	SL120
•	•					



Bolt for fixation to floor.

L25	L50	L75	L120	SL25	SL75	SL120
•	•	•	•	•	•	•



Safety cage available for both three or four sides. Available for loaders with both the standard fork and 90° the turned fork. Supplement for hatch with switch and electrical interlock.

L25	L50	L75	L120	SL25	SL75	SL120
•	•	•	•	•	•	•



Lifting fork 90°. For emptying trolley or tank over the side.

L25	L50	L75	L120	SL25	SL75	SL120
•	•	•	•			



Special fork with lifting unit on the standard shaft.

L25	L50	L75	L120	SL25	SL75	SL120
•	•	•	•	•	•	•



Detachable adaptor for meat blocks and mounts on a standard fork.

L25	L50	L75	L120	SL25	SL75	SL120
•						



Fix tray for meat blocks with a welded on fork.

L25	L50	L75	L120	SL25	SL75	SL120
•	•	•	•			



Fork for 120 L trolley.

L25	L50	L75	L120	SL25	SL75	SL120
•				•		



Chute for a lifting fork.

L25	L50	L75	L120	SL25	SL75	SL120
•	•	•	•	•		



Separate tipping chute for emptying liquids. Available for the standard fork and 90° turned forks.

L25	L50	L75	L120	SL25	SL75	SL120
•	•					





# Additional equipment



Fitting for two discharge heights (min. difference 600 mm). Manually change between the two heights.

L25 L50 L75 L120 SL25 SL75 SL120

•



Swingarm for use when the standard guideway is in the way during emptying.

L25 L50 L75 L120 SL25 SL75 SL120

•



Discharge heights outside the standard heights.

L25 L50 L75 L120 SL25 SL75 SL120

•



Extra-large discharge angle for use with sticky products when the standard discharge angle is not sufficient (note: discharge heights gets lower).

L25 L50 L75 L120 SL25 SL75 SL120

•



Optional stainless steel guide sleeve.

L25 L50 L75 L120 SL25 SL75 SL120

•

•



Nickel-plated anti-corrosion chain.

L25 L50 L75 L120 SL25 SL75 SL120

•

•

•

•



Fitting on column >3.5 m type 1 or 2 including screw and counter flange. For use when the customer requires the support of the loader up to the ceiling.

L25 L50 L75 L120 SL25 SL75 SL120

•

•

•

•



For use when the customer requires automatic lubrication of fork and guide sleeve.

L25 L50 L75 L120 SL25 SL75 SL120

•

•

•

•





*TRANSFORMING FOOD PROCESSING*

