




Q3 2009 Presentation

Theo Hoen, CEO of Marel Food Systems hf.

Erik Kaman, CFO of Marel Food Systems hf.

Sigsteinn Grétarsson, MD of Marel ehf.

November 4, 2009



Theo Hoen

CEO of Marel Food Systems hf.



- 1** Introduction
- 2 Pro forma operations of core business
- 3 Consolidated financial statements
- 4 Prospects

Good performance and improved market conditions

- Once again, we see improved results between quarters
- Orders received in our core business held their ground despite the summer holiday period
- Market conditions have improved although the rebound is slower than anticipated
- We are confident that the bottom of the market is behind us



There has been a substantial increase in activity, particularly in the poultry industry segment

Rationalization measures have paid off

- Annual savings of €25 mln have brought the company to a new and substantially lower cost base
- We have increased our gross margin and EBIT return on sales, while maintaining a positive cash flow
- Strict cost controls are still in place



*Marel now has over €55 mln
in cash and cash equivalents*

Focus on integration

- We are focusing on integration with the aim of capturing synergies from the merger
- New products combine the advanced technologies that each company has to offer
- Our sales and service network will present one unified face to our customers
- The name of our company will be Marel



The recent AMI show in Chicago was a huge success

We struck an innovative chord in Chicago




Strengthened shareholder base

- Funds managed by Columbia Wanger Asset Management have acquired close to 32.2 million shares in Marel Food Systems, equivalent to a 5.2% ownership
- Shows that the international investment community has confidence in the future of our market and our company
- The transaction has increased foreign ownership to 16%, which is in line with the company's stated goal to strengthen and internationalize its shareholder base



Columbia Wanger Asset Management LP is based in Chicago, Illinois



Erik Kaman

CFO of Marel Food Systems hf.



- 1 Introduction
- 2 Pro forma operations of core business**
- 3 Consolidated financial statements
- 4 Prospects

Consolidation vs. pro forma core operations

Q3 2009 in € mln	EBIT	Revenues	Share
Pro forma core business	13.1	111.9	84%
Non-core operations	(1.3)	21.8	16%
Consolidated operations	11.8	133.7	100%

Non core operations

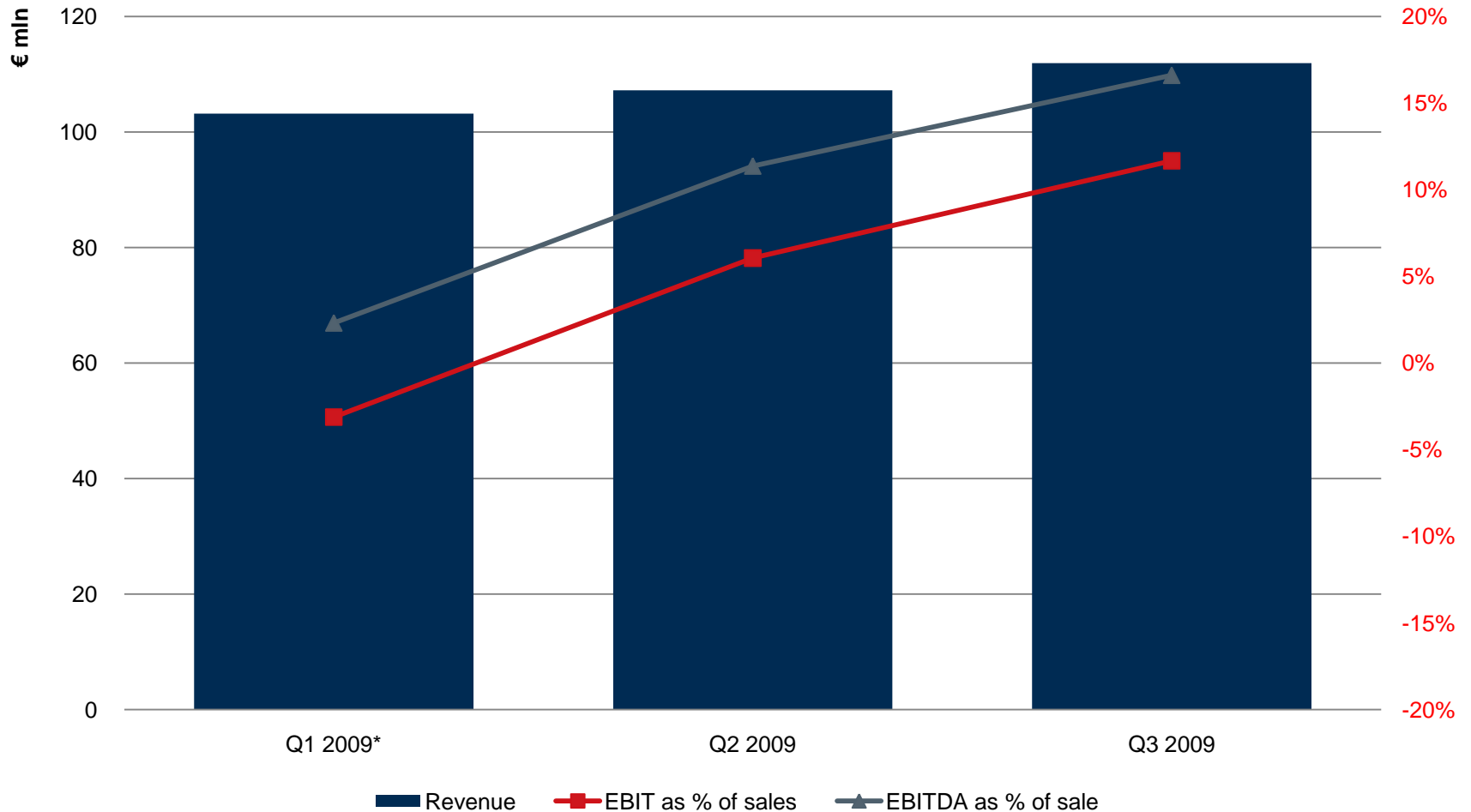
- Stork Food & Dairy Systems
 - The company has gone through successful change of strategy and is enjoying high order intake
- Carnitech A/S
 - One of Carnitech's two manufacturing sites in Denmark was closed in Q3 and the activities consolidated at the remaining site

Pro forma income statement of core business*


<u>In EUR thousands</u>	Q3 2009	Q2 2009	Q1 2009
Sales	111,922	107,208	103,174
Cost of sales	(66,168)	(64,584)	(69,075)
Gross profit	45,754	42,624	34,099
Other operating income	(79)	(324)	47
Selling and marketing expenses	(14,116)	(14,890)	(16,211)
Research and development expenses .	(6,496)	(6,269)	(7,835)
Administrative expenses	(11,999)	(14,619)	(15,320)
Profit from operations (EBIT)	13,064	6,496	(5,220)
EBIT, excluding one-off restructuring costs			(1,720)
Gross profit margin	41%	40%	33%
EBITDA	18,587	12,192	391
EBITDA, excluding one-off restructuring costs			3,891

* Marel Food Systems' core business is to provide equipment and systems for the poultry, fish and meat processing industries worldwide. The salmon and freezing parts of Carnitech, as well as its U.S. operations, are now operated under the Marel name and management. Defined now as non-core business are Food and Dairy Systems, Scanvaegt Nordic (now sold) and the remaining operations of Carnitech.

Development of core business results



* Q1 2009 results are normalized.



- 1 Introduction
- 2 Pro forma operations of core business
- 3 Consolidated financial statements**
- 4 Prospects

Consolidated income statement

	EUR thousands		% of sales	
	Q3 2009	Q3 2008	Q3 2009	Q3 2008
Revenue	133,659	170,633		
Cost of sales	(83,915)	(111,666)		
Gross profit	49,744	58,967	37.2%	34.6%
Other operating income	(339)	134		
Selling and marketing expenses	(16,960)	(21,092)	12.7%	12.4%
Research and development expenses	(6,263)	(8,552)	4.7%	5.0%
Administrative expenses	(14,410)	(14,929)	10.8%	8.7%
Result from operations	11,771	14,528	8.8%	8.5%
Finance costs - net	(10,572)	(9,194)		
Result before income tax	1,200	5,334		
Income tax expense	(342)	(805)		
Net result	858	4,529	0.6%	2.7%
EBITDA	17,986	20,755	13.5%	12.2%
Depreciation and amortization	6,215	6,227	4.6%	3.6%

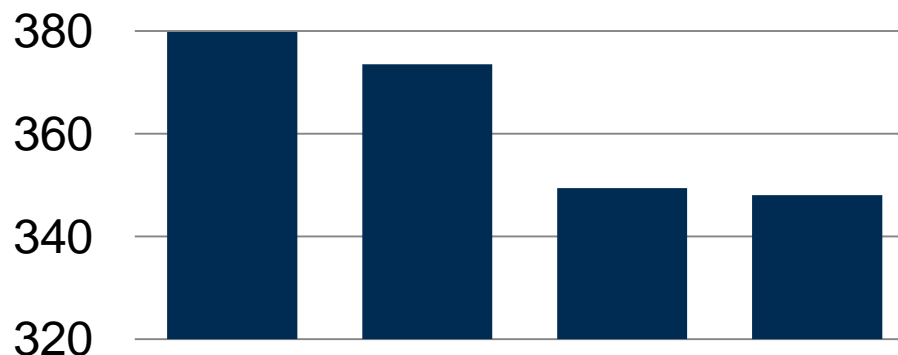
Consolidated balance sheet

ASSETS	EUR thousands	
	Sept 30, 2009	Dec 31, 2008
Non-current assets		
Property, plant and equipment	127,178	145,420
Goodwill	392,867	394,978
Other intangible assets	87,843	85,459
Investments in associates	305	305
Available-for-sale investments	28	28
Receivables	462	2,683
Deferred income tax assets	11,067	5,620
	<hr/>	<hr/>
	619,750	634,493
Current assets		
Inventories	92,494	113,636
Production contracts	15,878	26,473
Trade receivables	79,634	85,603
Other receivables and prepayments	8,937	34,652
Derivative financial instruments	858	4,364
Cash and cash equivalents	55,109	21,038
	<hr/>	<hr/>
	252,910	285,766
Total assets	<hr/> <hr/>	<hr/> <hr/>
	872,660	920,259

Consolidated balance sheet (continued)

	EUR thousands	
	Sept 30, 2009	Dec 31, 2008
EQUITY		
Total equity	303,750	288,279
LIABILITIES		
Non-current liabilities		
Borrowings	366,815	265,807
Deferred income tax liabilities	9,561	10,362
Provisions	9,596	8,563
Derivative financial instruments	11,905	35,542
	<u>397,877</u>	<u>320,274</u>
Current liabilities		
Trade and other payables	126,623	156,204
Derivative financial instruments	1,876	8,261
Current income tax liabilities	2,953	6,703
Borrowings	36,253	134,636
Provisions	3,329	5,902
	<u>171,034</u>	<u>311,706</u>
Total liabilities	568,911	631,980
Total equity and liabilities	<u><u>872,660</u></u>	<u><u>920,259</u></u>

Development of net interest bearing debt






At end of quarter in € mln	Q4 2008	Q1 2009	Q2 2009	Q3 2009	Change from Q4
Non-current borrowings	265.8	272.9	373.9	366.8	101.0
Current borrowings	134.6	133.6	41.3	36.3	(98.3)
	400.4	406.5	415.2	403.1	2.7
- Cash and equivalents	21.0	33.0	65.7	55.1	34.1
Net interest bearing debt	379.4	373.5	349.5	348.0	(31.8)

Statement of Cash Flows

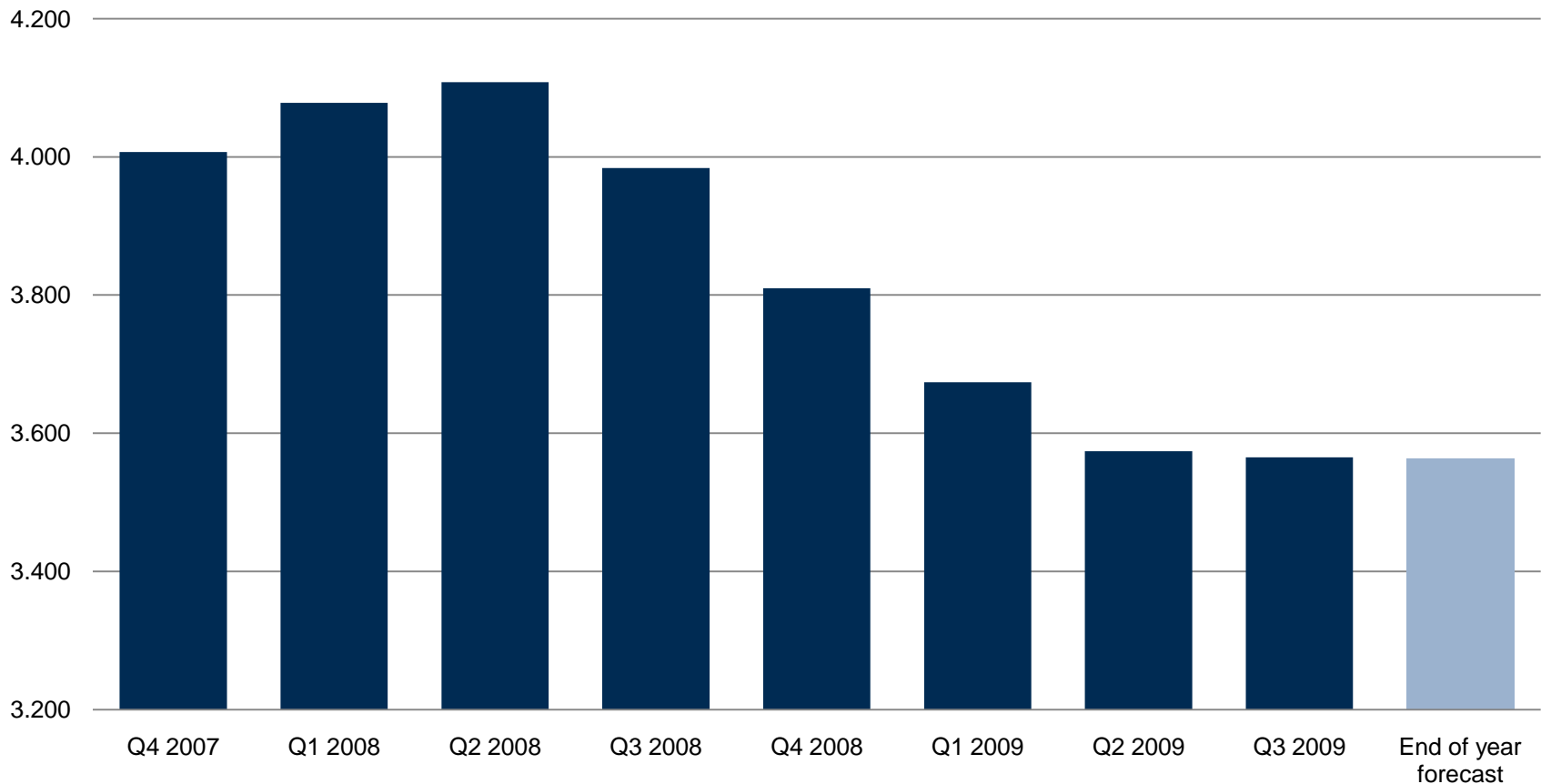
	EUR thousands	
	YTD 2009	YTD 2008
Net cash from operating activities	24,669	13,885
Net cash from (used in) investing activities	15,346	(408,454)
Net cash from (to) financing activities	(9,946)	381,067
Net increase /(decrease) in cash	30,068	(13,502)
Cash at beginning of period	21,038	30,438
Currency fluctuations affecting cash	46	(2,125)
Cash at end of period	51,152	14,811
Cash and cash equivalents	55,109	
Bankoverdrafts	(3,957)	
	51,152	


Financial highlights

- Sales of larger systems are starting to grow again
 - Orders received remain stable after good growth in Q1 and Q2
- Actions have been taken to respond to changed market conditions 
 - 13% reduction in the number of employees from peak in 2008
 - Rationalization measures have brought the company to a lower cost base without risking core competencies
 - €25 mln in annualised savings have been achieved
- Focus kept on cash flow 
 - Operational working capital has been reduced by €30-35 million
 - The company is very well invested and there is limited need for CAPEX in 2009 and 2010
- Asset sales target of €30-50 mln in 2009 achieved 

13% reduction in employees from peak in 2008

Employees (excluding Scanvaegt Nordic A/S)





Theo Hoen

CEO of Marel Food Systems hf.

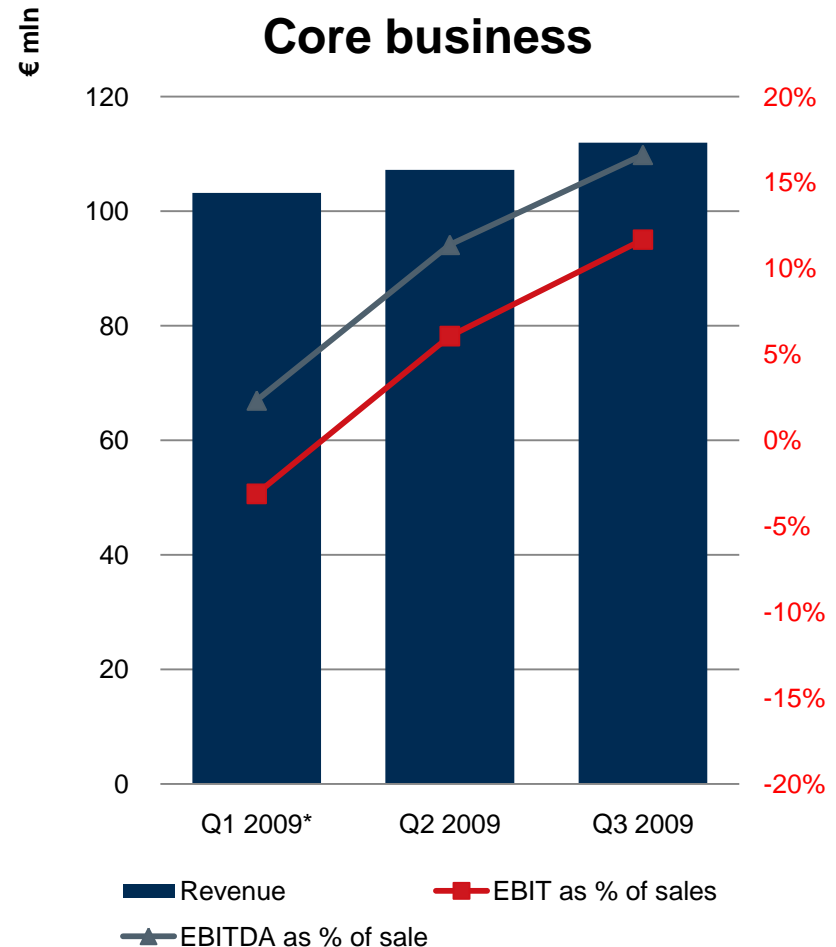


- 1 Introduction
- 2 Consolidated financial statements
- 3 Pro forma operations of core business
- 4 Prospects**




Key markets are gradually improving

- Following an increase for two quarters, order intake held its ground, despite the summer holiday period
- Order intake may nevertheless vary in coming quarters due to business cycle fluctuations and the timing of large projects
- There is a noticeable improvement in the sale of medium-sized projects



Poultry is leading the way with the biggest growth

- Most markets have rebounded well
- Sales activity has picked up
- It is unlikely though that large greenfield projects will materialise until Q1 or Q2 2010



Processors are continuing to invest in Storks's FHF-XB front half deboning systems, as well as complete poultry processing lines

Investment is on the rise in the fish processing industry

- Sales in the fish industry are close to target
- While the global economic crisis has affected many small- and medium-sized companies, larger plants have fared better
- The salmon industry is performing well and processors are profiting
- New EU regulations are expected to create opportunities, as companies will have to reform their management procedures to keep track of catch origin



The salmon industry is performing well and processors are profiting

The fresh meat market has improved noticeably

- The meat industry is slowly recovering after a year-long recession
- The market has responded very favourably to our integrated meat processing solutions
- The decision two years ago to focus in particular on medium-sized projects for medium-sized companies is yielding good results



Marel's I-cut Bone was also presented at AMI in Chicago.

High level of activity in further processing

- Added value processors are profiting from a shift in consumption to less expensive proteins and processed products like sausages
- High level of activity is offset by a slow conversion to sales
- Processors are responding by adapting and updating their production processes and systems



Townsend's QX technology revolutionizes sausage making.

Customer focus: Sysco Corporation



- Sysco owns and operates 17 meat processing plants in the United States and Canada
 - Marel recently sold an **innovative new StreamLine processing line** which is fully integrated with Innova – our state-of-the-art production management software – which is to be used at one of their plants
 - The solution enables Sysco to increase production up to 50% without adding labor while increasing yield
- **The success of the StreamLine processing lines and Innova software system demonstrates how important innovation and research and development are to the business**



“The solution offered by Marel will enable us to increase production up to 50% without adding labor and pick up a 2-3 point yield gain. We are excited to be the first meat processing facility in the United States to utilize this state-of-the-art production line”

– Gary F. Szura, Sr. Vice President and General Manager of Buckhead Beef NE, A Sysco Company.

Future outlook remains favourable

- Market activity is expected to remain at the current level or slightly improve in coming months
 - The expectation is that the year 2010 will have a better start than 2009
 - Operational results will improve in accordance with market developments, supported by the company's continued focus on cost control
- Results could vary quarter by quarter but long-term prospects are good



Marel's Innova software ties our products together.



Q & A

Theo Hoen, CEO of Marel Food Systems hf.

Erik Kaman, CFO of Marel Food Systems hf.

Sigsteinn Grétarsson, MD of Marel ehf.

- This Presentation is being furnished for the sole purpose of assisting the recipient in deciding whether to proceed with further analysis of this potential opportunity. This Presentation is for informational purposes only and shall not be construed as an offer or solicitation for the subscription or purchase or sale of any securities, or as an invitation, inducement or intermediation for the sale, subscription or purchase of securities.
- The information set out in this Presentation may be subject to updating, completion, revision and amendment and such information may change materially. Even though Marel Food Systems hf. has given due care and attention in the preparation of this Presentation, no representation or warranty, express or implied, is or will be made by Marel Food Systems hf. as to the accuracy, completeness or fairness of the information or opinions contained in this Presentation and any reliance the recipient places on them will be at its own sole risk. Without prejudice to the foregoing, Marel Food Systems hf. does not accept any liability whatsoever for any loss howsoever arising, directly or indirectly, from use of this Presentation or its contents or otherwise arising in connection therewith. Any recipient of this Presentation is recommended to seek its own financial advice.
- There is no representation, warranty or other assurance that any of the projections in the Presentation will be realised. The recipient should conduct its own investigation and analysis of the business, data and property described herein. Any statement contained in this Presentation that refers to estimated or anticipated future results or future activities are forward-looking statements which reflect current analysis of existing trends, information and plans. Forward-looking statements are subject to a number of risks and uncertainties that could cause actual results to differ materially and could adversely affect the outcome and financial effects of the plans and events described herein. As a result, the recipient is cautioned not to place undue reliance on such forward-looking statements.
- Transactions with financial instruments by their very nature involve high risk. Historical price changes are not necessarily an indication of future price trends. Any recipient of this Presentation are encouraged to acquire general information from expert advisors concerning securities trading, investment issues, taxation, etc. in connection with securities transactions.
- This Presentation and its contents are confidential and may not be further distributed, published or reproduced, in whole or in part, by any medium or in any form for any purpose, without the express written consent of Marel Food Systems hf. By accepting this Presentation the recipient has agreed, upon request, to return promptly all material received from Marel Food Systems hf. (including this Presentation) without retaining any copies. In furnishing this Presentation, Marel Food Systems hf. undertakes no obligation to provide the recipient with access to any additional information or to update this Presentation or to correct any inaccuracies therein which may become apparent.
- The distribution of this Presentation, or any of the information contained in it, in other jurisdictions than the Republic of Iceland may be restricted by law, and persons into whose possession this Presentation comes should inform themselves about, and observe, any such restrictions. Any failure to comply with these restrictions may constitute a violation of the laws of any such other jurisdictions.



**Thank you / Bedankt /
Mange tak / Takk fyrir**

